

FINAL Tax Computation Report Bond County

Taxing District APGV - GREENVILLE AIRPORT


Equalization Factor 1.000000

Property Type	Total EAV	Rate Setting EAV
Farm	15,909,525	15,468,249
Residential	73,005,142	72,539,707
Commercial	32,183,376	23,113,768
Industrial	8,861,390	8,691,256
Mineral	4,075	4,075
State Railroad	1,456,464	1,456,464
Local Railroad	0	0
County Total	131,419,972	121,273,519
Total + Overlap	131,419,972	121,273,519


Other Values	
EZ Value Abated	115,126
EZ Tax Abated	\$141.01
New Property	250,262
TIF Increment	10,031,327

Fund/Name	Levy Request	Maximum Rate	Calc'ed Rate	Actual Rate	Certified Rate	Total Extension	Total Extension After TIF & EZ	Total Extension w/Overlaps	Percent
001 CORPORATE	96,210	0.07500	0.079333	0.07500	0.07500	\$98,564.98	\$90,955.14	\$90,955.14	61.2345
003 BONDS AND INTEREST	57,580	0.00000	0.047480	0.04748	0.04748	\$62,398.20	\$57,580.67	\$57,580.67	38.7655
Totals	153,790		0.126813	0.12248	0.12248	\$160,963.18	\$148,535.81	\$148,535.81	100.0000

Given under my hand and the official seal of my office this 20th day of April, 2026



Meg A. Sybert, Bond County Clerk



FINAL Tax Computation Report Bond County

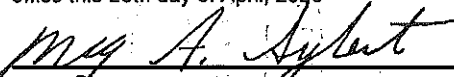
Taxing District CSSD - AMBULANCE DISTRICT

Equalization Factor 1.000000

Property Type	Total EAV	Rate Setting EAV	Other Values	
Farm	113,009,827	112,271,692	EZ Value Abated	115,126
Residential	129,261,075	128,770,999	EZ Tax Abated	\$54.11
Commercial	36,292,485	26,578,408	New Property	2,219,055
Industrial	8,861,390	8,691,256	TIF Increment	10,997,296
Mineral	55,987	55,987		
State Railroad	10,918,538	10,918,538		
Local Railroad	0	0		
County Total	298,399,302	287,286,880		
Total + Overlap	298,399,302	287,286,880		

Fund/Name	Levy Request	Maximum Rate	Calc'ed Rate	Actual Rate	Certified Rate	Total Extension	Total Extension After TIF & EZ	Total Extension w/Overlaps	Percent
023 SPECIAL SERVICE AREA	135,000	0.10000	0.046991	0.04700	0.04700	\$140,247.67	\$135,024.83	\$135,024.83	100.0000
Totals	135,000		0.046991	0.04700	0.04700	\$140,247.67	\$135,024.83	\$135,024.83	100.0000

Given under my hand and the official seal of my office this 20th day of April, 2026



 Meg A. Sybert, Bond County Clerk

FINAL Tax Computation Report Bond County

Taxing District PKKB - KINGSBURY PARK

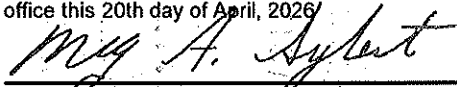
Equalization Factor 1.000000

Property Type	Total EAV	Rate Setting EAV
Farm	15,569,025	14,831,124
Residential	98,308,853	97,818,777
Commercial	32,373,840	22,659,763
Industrial	8,861,390	8,691,256
Mineral	506	506
State Railroad	2,141,317	2,141,317
Local Railroad	0	0
County Total	157,254,931	146,142,743
Total + Overlap	157,254,931	146,142,743

Other Values	
EZ Value Abated	115,126
EZ Tax Abated	\$509.82
New Property	1,232,696
TIF Increment	10,997,062

Fund/Name	Levy Request	Maximum Rate	Calc'ed Rate	Actual Rate	Certified Rate	Total Extension	Total Extension After TIF & EZ	Total Extension w/Overlaps	Percent
001 CORPORATE	136,392	0.10000	0.093328	0.09333	0.09333	\$146,766.03	\$136,395.02	\$136,395.02	21.0753
003 BONDS AND INTEREST	241,348	0.00000	0.165145	0.16515	0.16515	\$259,706.52	\$241,354.74	\$241,354.74	37.2934
005 I. M. R. F.	2,000	0.00000	0.001369	0.00137	0.00137	\$2,154.39	\$2,002.16	\$2,002.16	0.3094
027 AUDIT	7,100	0.00500	0.004858	0.00486	0.00486	\$7,642.59	\$7,102.54	\$7,102.54	1.0975
035 TORT JUDGMENTS, LIABILIT	34,000	0.00000	0.023265	0.02327	0.02327	\$36,593.22	\$34,007.42	\$34,007.42	5.2547
047 SOCIAL SECURITY	23,000	0.00000	0.015738	0.01574	0.01574	\$24,751.93	\$23,002.87	\$23,002.87	3.5543
107 HISTORICAL MUSEUM	30,000	0.03000	0.020528	0.02053	0.02053	\$32,284.44	\$30,003.11	\$30,003.11	4.6360
122 RECREATION	168,000	0.12000	0.114956	0.11496	0.11496	\$180,780.27	\$168,005.70	\$168,005.70	25.9597
125 PAVING & LIGHTING, STREE	5,300	0.00500	0.003627	0.00363	0.00363	\$5,708.35	\$5,304.98	\$5,304.98	0.8197
200 BOND DEFICIT	0	0.00000	0.000000	0.00000	0.00000	\$0.00	\$0.00	\$0.00	0.0000
Totals	647,140		0.442814	0.44284	0.44284	\$696,387.74	\$647,178.54	\$647,178.54	100.0000

Given under my hand and the official seal of my office this 20th day of April, 2026



Meg A. Sybert, Bond County Clerk

FINAL Tax Computation Report Bond County

Taxing District SDMG - MULBERRY SANITARY

Equalization Factor 1.000000

Property Type	Total EAV	Rate Setting EAV	Other Values	
Farm	585,440	585,440	EZ Value Abated	0
Residential	3,513,889	3,513,889	EZ Tax Abated	\$0.00
Commercial	1,768,015	1,768,015	New Property	0
Industrial	0	0	TIF Increment	0
Mineral	0	0		
State Railroad	320,631	320,631		
Local Railroad	0	0		
County Total	6,187,975	6,187,975		
Total + Overlap	6,187,975	6,187,975		

Fund/Name	Levy Request	Maximum Rate	Calc'ed Rate	Actual Rate	Certified Rate	Total Extension	Total Extension After TIF & EZ	Total Extension w/Overlaps	Percent
001 CORPORATE	18,100	0.05550	0.292503	0.05550	0.05550	\$3,434.33	\$3,434.33	\$3,434.33	100.0000
003 BONDS AND INTEREST	0	0.00000	0.000000	0.00000	0.00000	\$0.00	\$0.00	\$0.00	0.0000
026 SEWAGE/DISPOSAL	0	0.00000	0.000000	0.00000	0.00000	\$0.00	\$0.00	\$0.00	0.0000
Totals	18,100		0.292503	0.05550	0.05550	\$3,434.33	\$3,434.33	\$3,434.33	100.0000

Given under my hand and the official seal of my office this 20th day of April, 2026



Meg A. Sybert, Bond County Clerk



FINAL Tax Computation Report Bond County

Taxing District VLGV - GREENVILLE LIBRARY

Equalization Factor 1.000000

Property Type	Total EAV	Rate Setting EAV	Other Values	
Farm	1,122,011	383,876	EZ Value Abated	115,126
Residential	59,703,540	59,213,464	EZ Tax Abated	\$152.51
Commercial	31,268,102	21,554,025	New Property	86,914
Industrial	8,861,390	8,691,256	TIF Increment	10,997,296
Mineral	0	0		
State Railroad	0	0		
Local Railroad	0	0		
County Total	100,955,043	89,842,621		
Total + Overlap	100,955,043	89,842,621		

Fund/Name	Levy Request	Maximum Rate	Calc'ed Rate	Actual Rate	Certified Rate	Total Extension	Total Extension After TIF & EZ	Total Extension w/Overlaps	Percent
016 LIBRARY	105,000	0.15000	0.116871	0.11688	0.11688	\$117,996.25	\$105,008.06	\$105,008.06	88.2313
162 SPECIAL LIBRARY	14,000	0.02000	0.015583	0.01559	0.01559	\$15,738.89	\$14,006.46	\$14,006.46	11.7687
Totals	119,000		0.132454	0.13247	0.13247	\$133,735.14	\$119,014.52	\$119,014.52	100.0000

Given under my hand and the official seal of my office this 20th day of April, 2026



Meg A. Sybert, Bond County Clerk

