

FINAL Tax Computation Report Bond County

Taxing District DO12 - ELEMENTARY DIST 12

Equalization Factor 1.000000

Property Type	Total EAV	Rate Setting EAV
Farm	1,555,021	1,555,021
Residential	1,363,271	1,363,271
Commercial	0	0
Industrial	0	0
Mineral	0	0
State Railroad	0	0
Local Railroad	0	0
County Total	2,918,292	2,918,292
Total + Overlap	217,216,492	217,216,492


Other Values	
EZ Value Abated	0
EZ Tax Abated	\$0.00
New Property	17,594
TIF Increment	0

Overlapping County	Overlap EAV
Clinton County	*214,298,200
Total	214,298,200


** denotes use of estimated EAV*

Fund/Name	Levy Request	Maximum Rate	Calc'ed Rate	Actual Rate	Certified Rate	Total Extension	Total Extension After TIF & EZ	Total Extension w/Overlaps	Percent
002 EDUCATION	2,306,555	0.92000	1.061869	0.92000	0.92000	\$26,848.29	\$26,848.29	\$1,998,391.73	38.3230
003 BONDS AND INTEREST	541,815	0.00000	0.249436	0.24944	0.24944	\$7,279.39	\$7,279.39	\$541,824.82	10.3905
004 OPERATIONS & MAINTENAN	626,782	0.25000	0.288552	0.25000	0.25000	\$7,295.73	\$7,295.73	\$543,041.23	10.4138
005 I. M. R. F.	195,494	0.00000	0.090000	0.09000	0.09000	\$2,626.46	\$2,626.46	\$195,494.84	3.7490
030 TRANSPORTATION SYSTEM	300,855	0.12000	0.138505	0.12000	0.12000	\$3,501.95	\$3,501.95	\$260,659.79	4.9986
031 WORKING CASH	125,357	0.05000	0.057711	0.05000	0.05000	\$1,459.15	\$1,459.15	\$108,608.25	2.0828
032 FIRE PREV/SFTY/ENERGY	125,357	0.05000	0.057711	0.05000	0.05000	\$1,459.15	\$1,459.15	\$108,608.25	2.0828
033 SPECIAL EDUCATION	50,143	0.02000	0.023084	0.02000	0.02000	\$583.66	\$583.66	\$43,443.30	0.8331
035 TORT JUDGMENTS, LIABILIT	1,110,429	0.00000	0.511208	0.51121	0.51121	\$14,918.60	\$14,918.60	\$1,110,432.43	21.2946
047 SOCIAL SECURITY	195,494	0.00000	0.090000	0.09000	0.09000	\$2,626.46	\$2,626.46	\$195,494.84	3.7490
057 LEASE/PURCHASE/RENT	125,357	0.05000	0.057711	0.05000	0.05000	\$1,459.15	\$1,459.15	\$108,608.25	2.0828
109 PRIOR YEAR ADJUSTMENT	0	0.00000	0.000000	0.00000	0.00000	\$0.00	\$0.00	\$0.00	0.0000
Totals	5,703,638		2.625787	2.40065	2.40065	\$70,057.99	\$70,057.99	\$5,214,607.73	100.0000

Given under my hand and the official seal of my office this 20th day of April, 2026



 Meg A. Sybert, Bond County Clerk



FINAL Tax Computation Report Bond County

Taxing District HO71 - CENTRAL HS DIST 71

Equalization Factor 1.000000

Property Type	Total EAV	Rate Setting EAV
Farm	1,555,021	1,555,021
Residential	1,363,271	1,363,271
Commercial	0	0
Industrial	0	0
Mineral	0	0
State Railroad	0	0
Local Railroad	0	0
County Total	2,918,292	2,918,292
Total + Overlap	524,948,120	524,948,120

Other Values	
EZ Value Abated	0
EZ Tax Abated	\$0.00
New Property	17,594
TIF Increment	0

Overlapping County	Overlap EAV
Clinton County	*520,476,238
Madison County	*1,553,590
Total	522,029,828

** denotes use of estimated EAV*

Fund/Name	Levy Request	Maximum Rate	Calc'ed Rate	Actual Rate	Certified Rate	Total Extension	Total Extension After TIF & EZ	Total Extension w/Overlaps	Percent
002 EDUCATION	5,457,196	0.92000	1.039569	0.92000	0.92000	\$26,848.29	\$26,848.29	\$4,829,522.70	51.1340
003 BONDS AND INTEREST	680,300	0.00000	0.129594	0.12960	0.12960	\$3,782.11	\$3,782.11	\$680,332.76	7.2032
004 OPERATIONS & MAINTENAN	1,482,934	0.25000	0.282492	0.25000	0.25000	\$7,295.73	\$7,295.73	\$1,312,370.30	13.8951
005 I. M. R. F.	65,000	0.00000	0.012382	0.01239	0.01239	\$361.58	\$361.58	\$65,041.07	0.6886
030 TRANSPORTATION SYSTEM	711,808	0.12000	0.135596	0.12000	0.12000	\$3,501.95	\$3,501.95	\$629,937.74	6.6696
031 WORKING CASH	296,587	0.05000	0.056498	0.05000	0.05000	\$1,459.15	\$1,459.15	\$262,474.06	2.7790
032 FIRE PREV/SFTY/ENERGY	296,587	0.05000	0.056498	0.05000	0.05000	\$1,459.15	\$1,459.15	\$262,474.06	2.7790
033 SPECIAL EDUCATION	118,635	0.02000	0.022599	0.02000	0.02000	\$583.66	\$583.66	\$104,989.62	1.1116
035 TORT JUDGMENTS, LIABILIT	950,000	0.00000	0.180970	0.18097	0.18097	\$5,281.23	\$5,281.23	\$949,998.61	10.0583
047 SOCIAL SECURITY	85,000	0.00000	0.016192	0.01620	0.01620	\$472.76	\$472.76	\$85,041.60	0.9004
057 LEASE/PURCHASE/RENT	296,587	0.05000	0.056498	0.05000	0.05000	\$1,459.15	\$1,459.15	\$262,474.06	2.7790
109 PRIOR YEAR ADJUSTMENT	0	0.00000	0.000040	0.00004	0.00004	\$1.17	\$1.17	\$1.17	0.0022
Totals	10,440,634		1.988928	1.79920	1.79920	\$52,505.93	\$52,505.93	\$9,444,657.75	100.0000

Given under my hand and the official seal of my office this 20th day of April, 2026



Meg A. Sybert, Bond County Clerk

FINAL Tax Computation Report Bond County


Taxing District UB02 - BOND CO UNIT 2

Equalization Factor 1.000000

Property Type	Total EAV	Rate Setting EAV	Other Values	Overlapping County	Overlap EAV
Farm	98,975,501	98,250,244	EZ Value Abated	Montgomery County	*2,445,091
Residential	132,774,920	132,284,844	EZ Tax Abated	Total	2,445,091
Commercial	36,359,780	26,563,517	New Property	<i>* denotes use of estimated EAV</i>	
Industrial	8,861,390	8,691,256	TIF Increment		
Mineral	90,091	90,091			
State Railroad	7,406,109	7,406,109			
Local Railroad	0	0			
County Total	284,467,791	273,286,061			
Total + Overlap	286,912,882	275,731,152			

Fund/Name	Levy Request	Maximum Rate	Calc'ed Rate	Actual Rate	Certified Rate	Total Extension	Total Extension After TIF & EZ	Total Extension w/Overlaps	Percent
002 EDUCATION	6,249,048	2.30000	2.266356	2.26636	2.26636	\$6,447,064.23	\$6,193,645.97	\$6,249,060.54	50.1824
003 BONDS AND INTEREST	1,910,860	0.00000	0.693016	0.69302	0.69302	\$1,971,418.69	\$1,893,927.06	\$1,910,872.03	15.3451
004 OPERATIONS & MAINTENAN	1,358,489	0.50000	0.492686	0.49269	0.49269	\$1,401,544.36	\$1,346,453.09	\$1,358,499.81	10.9093
005 I. M. R. F.	49,500	0.00000	0.017952	0.01796	0.01796	\$51,090.42	\$49,082.18	\$49,521.31	0.3977
030 TRANSPORTATION SYSTEM	543,396	0.20000	0.197075	0.19708	0.19708	\$560,629.12	\$538,592.17	\$543,410.95	4.3638
031 WORKING CASH	135,849	0.05000	0.049269	0.04927	0.04927	\$140,157.28	\$134,648.04	\$135,852.74	1.0910
032 FIRE PREV/SFTY/ENERGY	135,849	0.05000	0.049269	0.04927	0.04927	\$140,157.28	\$134,648.04	\$135,852.74	1.0910
033 SPECIAL EDUCATION	108,680	0.04000	0.039415	0.03942	0.03942	\$112,137.20	\$107,729.37	\$108,693.22	0.8729
035 TORT JUDGMENTS, LIABILIT	1,325,000	0.00000	0.480541	0.48055	0.48055	\$1,367,009.97	\$1,313,276.17	\$1,325,026.05	10.6405
047 SOCIAL SECURITY	500,000	0.00000	0.181336	0.18134	0.18134	\$515,853.89	\$495,576.94	\$500,010.87	4.0153
057 LEASE/PURCHASE/RENT	135,849	0.05000	0.049269	0.04927	0.04927	\$140,157.28	\$134,648.04	\$135,852.74	1.0910
Totals	12,452,520		4.516184	4.51623	4.51623	\$12,847,219.72	\$12,342,227.07	\$12,452,653.00	100.0000

Given under my hand and the official seal of my office this 20th day of April, 2026



 Meg A. Sybert, Bond County Clerk

FINAL Tax Computation Report Bond County


Taxing District UC01 - CARLYLE COMM 1

Equalization Factor 1.000000

Property Type	Total EAV	Rate Setting EAV	Other Values	Overlapping County	Overlap EAV
Farm	4,697,074	4,697,074	EZ Value Abated	Clinton County	*221,928,665
Residential	1,937,453	1,937,453	EZ Tax Abated	Total	221,928,665
Commercial	554,707	554,707	New Property		
Industrial	0	0	TIF Increment		
Mineral	500	500			
State Railroad	534,468	534,468			
Local Railroad	0	0			
County Total	7,724,202	7,724,202			
Total + Overlap	229,652,867	229,652,867			

Fund/Name	Levy Request	Maximum Rate	Calc'ed Rate	Actual Rate	Certified Rate	Total Extension	Total Extension After TIF & EZ	Total Extension w/Overlaps	Percent
002 EDUCATION	4,619,546	1.84000	2.011534	1.84000	1.84000	\$142,125.32	\$142,125.32	\$4,225,612.75	49.5533
003 BONDS AND INTEREST	697,375	0.00000	0.303665	0.30367	0.30367	\$23,456.08	\$23,456.08	\$697,386.86	8.1782
004 OPERATIONS & MAINTENAN	1,255,319	0.50000	0.546616	0.50000	0.50000	\$38,621.01	\$38,621.01	\$1,148,264.34	13.4656
005 I. M. R. F.	195,000	0.00000	0.084911	0.08492	0.08492	\$6,559.39	\$6,559.39	\$195,021.21	2.2870
030 TRANSPORTATION SYSTEM	502,138	0.20000	0.218651	0.20000	0.20000	\$15,448.40	\$15,448.40	\$459,305.73	5.3862
031 WORKING CASH	125,534	0.05000	0.054663	0.05000	0.05000	\$3,862.10	\$3,862.10	\$114,826.43	1.3466
032 FIRE PREV/SFTY/ENERGY	125,534	0.05000	0.054663	0.05000	0.05000	\$3,862.10	\$3,862.10	\$114,826.43	1.3466
033 SPECIAL EDUCATION	100,433	0.04000	0.043733	0.04000	0.04000	\$3,089.68	\$3,089.68	\$91,861.15	1.0772
035 TORT JUDGMENTS, LIABILIT	1,120,432	0.00000	0.487881	0.48789	0.48789	\$37,685.61	\$37,685.61	\$1,120,453.37	13.1394
047 SOCIAL SECURITY	245,000	0.00000	0.106683	0.10669	0.10669	\$8,240.95	\$8,240.95	\$245,016.64	2.8733
057 LEASE/PURCHASE/RENT	115,000	0.05000	0.050076	0.05000	0.05000	\$3,862.10	\$3,862.10	\$114,826.43	1.3466
109 PRIOR YEAR ADJUSTMENT	0	0.00000	0.000000	0.00000	0.00000	\$0.00	\$0.00	\$0.00	0.0000
Totals	9,101,311		3.963076	3.71317	3.71317	\$286,812.74	\$286,812.74	\$8,527,401.34	100.0000

Given under my hand and the official seal of my office this 20th day of April, 2026



Meg A. Sybert, Bond County Clerk

FINAL Tax Computation Report Bond County

Taxing District UH03 - HILLSBORO UNIT 3

Equalization Factor 1.000000

Property Type	Total EAV	Rate Setting EAV
Farm	6,869,866	6,869,866
Residential	2,629,641	2,629,641
Commercial	0	0
Industrial	0	0
Mineral	4,831	4,831
State Railroad	164,749	164,749
Local Railroad	0	0
County Total	9,669,087	9,669,087
Total + Overlap	219,125,339	219,125,339

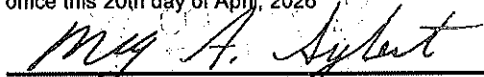
Other Values	
EZ Value Abated	0
EZ Tax Abated	\$0.00
New Property	72,381
TIF Increment	0

Overlapping County	Overlap EAV
Montgomery County	*209,456,252
Total	209,456,252

* denotes use of estimated EAV

Fund/Name	Levy Request	Maximum Rate	Calc'ed Rate	Actual Rate	Certified Rate	Total Extension	Total Extension After TIF & EZ	Total Extension w/Overlaps	Percent
002 EDUCATION	5,501,321	2.40000	2.510582	2.40000	2.40000	\$232,058.09	\$232,058.09	\$5,259,008.14	54.1497
003 BONDS AND INTEREST	1,235,575	0.00000	0.563867	0.56387	0.56387	\$54,521.08	\$54,521.08	\$1,235,582.05	12.7222
004 OPERATIONS & MAINTENAN	1,146,109	0.50000	0.523038	0.50000	0.50000	\$48,345.44	\$48,345.44	\$1,095,626.70	11.2812
005 I. M. R. F.	305,000	0.00000	0.139190	0.13919	0.13919	\$13,458.40	\$13,458.40	\$305,000.56	3.1405
030 TRANSPORTATION SYSTEM	458,443	0.20000	0.209215	0.20000	0.20000	\$19,338.17	\$19,338.17	\$438,250.68	4.5125
031 WORKING CASH	114,611	0.05000	0.052304	0.05000	0.05000	\$4,834.54	\$4,834.54	\$109,562.67	1.1281
032 FIRE PREV/SFTY/ENERGY	114,611	0.05000	0.052304	0.05000	0.05000	\$4,834.54	\$4,834.54	\$109,562.67	1.1281
033 SPECIAL EDUCATION	91,689	0.04000	0.041843	0.04000	0.04000	\$3,867.63	\$3,867.63	\$87,650.14	0.9025
035 TORT JUDGMENTS, LIABILIT	700,000	0.00000	0.319452	0.31946	0.31946	\$30,888.87	\$30,888.87	\$700,017.81	7.2078
047 SOCIAL SECURITY	280,000	0.00000	0.127781	0.12779	0.12779	\$12,356.13	\$12,356.13	\$280,020.27	2.8832
057 LEASE/PURCHASE/RENT	91,689	0.05000	0.041843	0.04185	0.04185	\$4,046.51	\$4,046.51	\$91,703.95	0.9442
200 BOND DEFICIT	0	0.00000	0.000000	0.00000	0.00000	\$0.00	\$0.00	\$0.00	0.0000
Totals	10,039,048		4.581419	4.43216	4.43216	\$428,549.40	\$428,549.40	\$9,711,985.64	100.0000

Given under my hand and the official seal of my office this 20th day of April, 2026



Meg A. Sybert, Bond County Clerk

FINAL Tax Computation Report Bond County

Taxing District UH05 - HIGHLAND UNIT 5

Equalization Factor 1.000000


Property Type	Total EAV	Rate Setting EAV	Other Values	Overlapping County	Overlap EAV
Farm	11,629,366	11,629,366	EZ Value Abated	Madison County	*570,437,603
Residential	9,908,287	9,908,287	EZ Tax Abated	Montgomery County	*314,408
Commercial	1,410,967	1,410,967	New Property	Total	570,752,011
Industrial	458	458	TIF Increment	<i>* denotes use of estimated EAV</i>	
Mineral	300	300			
State Railroad	347,060	347,060			
Local Railroad	0	0			
County Total	23,296,438	23,296,438			
Total + Overlap	594,048,449	594,048,449			

Fund/Name	Levy Request	Maximum Rate	Calc'ed Rate	Actual Rate	Certified Rate	Total Extension	Total Extension After TIF & EZ	Total Extension w/Overlaps	Percent
002 EDUCATION	15,584,631	2.35000	2.623461	2.35000	2.35000	\$547,466.29	\$547,466.29	\$13,960,138.55	52.9501
003 BONDS AND INTEREST	4,546,997	0.00000	0.765425	0.76543	0.76543	\$178,317.93	\$178,317.93	\$4,547,025.04	17.2466
003A BONDS & INT 2006 BOND	0	0.00000	0.000000	0.00000	0.00000	\$0.00	\$0.00	\$0.00	0.0000
004 OPERATIONS & MAINTENAN	3,315,879	0.50000	0.558183	0.50000	0.50000	\$116,482.19	\$116,482.19	\$2,970,242.25	11.2660
005 I. M. R. F.	700,000	0.00000	0.117836	0.11784	0.11784	\$27,452.52	\$27,452.52	\$700,026.69	2.6552
030 TRANSPORTATION SYSTEM	1,326,352	0.20000	0.223273	0.20000	0.20000	\$46,592.88	\$46,592.88	\$1,188,096.90	4.5064
031 WORKING CASH	331,588	0.05000	0.055818	0.05000	0.05000	\$11,648.22	\$11,648.22	\$297,024.22	1.1266
032 FIRE PREV/SFTY/ENERGY	331,588	0.05000	0.055818	0.05000	0.05000	\$11,648.22	\$11,648.22	\$297,024.22	1.1266
033 SPECIAL EDUCATION	265,271	0.04000	0.044655	0.04000	0.04000	\$9,318.58	\$9,318.58	\$237,619.38	0.9013
035 TORT JUDGMENTS, LIABILIT	2,100,000	0.00000	0.353507	0.35351	0.35351	\$82,355.24	\$82,355.24	\$2,100,020.67	7.9653
047 SOCIAL SECURITY	500,000	0.00000	0.084168	0.08417	0.08417	\$19,608.61	\$19,608.61	\$500,010.58	1.8965
057 LEASE/PURCHASE/RENT	331,588	0.05000	0.055818	0.05000	0.05000	\$11,648.22	\$11,648.22	\$297,024.22	1.1266
109 PRIOR YEAR ADJUSTMENT	0	0.00000	-0.122810	-0.12281	-0.12281	(\$28,610.36)	(\$28,610.36)	(\$28,610.36)	-2.7672
Totals	29,333,894		4.815152	4.43814	4.43814	\$1,033,928.54	\$1,033,928.54	\$27,065,642.36	100.0000

Given under my hand and the official seal of my office this 20th day of April 2026

Meg A. Sybert

Meg A. Sybert, Bond County Clerk



FINAL Tax Computation Report Bond County

Taxing District UM01 - MULBERRY GR 1

Equalization Factor 1.000000

Property Type	Total EAV	Rate Setting EAV
Farm	34,606,830	34,584,552
Residential	13,245,714	13,245,714
Commercial	2,276,165	2,276,165
Industrial	0	0
Mineral	14,135	14,135
State Railroad	3,569,828	3,569,828
Local Railroad	0	0
County Total	53,712,672	53,690,394
Total + Overlap	57,908,342	57,886,064


Other Values	
EZ Value Abated	0
EZ Tax Abated	\$0.00
New Property	79,595
TIF Increment	22,278

Overlapping County	Overlap EAV
Fayette County	*4,195,670
Total	4,195,670

** denotes use of estimated EAV*

Fund/Name	Levy Request	Maximum Rate	Calc'ed Rate	Actual Rate	Certified Rate	Total Extension	Total Extension After TIF & EZ	Total Extension w/Overlaps	Percent
002 EDUCATION	1,113,089	1.84000	1.922896	1.84000	1.84000	\$988,313.16	\$987,903.25	\$1,065,103.58	39.2342
003 BONDS AND INTEREST	539,688	0.00000	0.932328	0.93233	0.93233	\$500,779.35	\$500,571.65	\$539,689.14	19.8801
004 OPERATIONS & MAINTENAN	281,297	0.46500	0.485949	0.46500	0.46500	\$249,763.92	\$249,660.33	\$269,170.20	9.9152
005 I. M. R. F.	75,000	0.00000	0.129565	0.12957	0.12957	\$69,595.51	\$69,566.64	\$75,002.97	2.7628
030 TRANSPORTATION SYSTEM	120,988	0.20000	0.209011	0.20000	0.20000	\$107,425.34	\$107,380.79	\$115,772.13	4.2646
031 WORKING CASH	30,247	0.05000	0.052253	0.05000	0.05000	\$26,856.34	\$26,845.20	\$28,943.03	1.0662
032 FIRE PREV/SFTY/ENERGY	30,000	0.05000	0.051826	0.05000	0.05000	\$26,856.34	\$26,845.20	\$28,943.03	1.0662
033 SPECIAL EDUCATION	24,198	0.04000	0.041803	0.04000	0.04000	\$21,485.07	\$21,476.16	\$23,154.43	0.8529
035 TORT JUDGMENTS, LIABILIT	450,000	0.00000	0.777389	0.77739	0.77739	\$417,556.94	\$417,383.75	\$450,000.47	16.5763
047 SOCIAL SECURITY	90,000	0.00000	0.155478	0.15548	0.15548	\$83,512.46	\$83,477.82	\$90,001.25	3.3153
057 LEASE/PURCHASE/RENT	30,247	0.05000	0.052253	0.05000	0.05000	\$26,856.34	\$26,845.20	\$28,943.03	1.0662
109 PRIOR YEAR ADJUSTMENT	0	0.00000	0.000000	0.00000	0.00000	\$0.00	\$0.00	\$0.00	0.0000
Totals	2,784,754		4.810751	4.68977	4.68977	\$2,519,000.77	\$2,517,955.99	\$2,714,723.26	100.0000

Given under my hand and the official seal of my office this 20th day of April, 2026



Meg A. Sybert, Bond County Clerk