


# FINAL Tax Computation Report Bond County

Taxing District UB02 - BOND CO UNIT 2			Equalization Factor 0.941800			
<b>Property Type</b>	<b>Total EAV</b>	<b>Rate Setting EAV</b>	<b>Other Values</b>		<b>Overlapping County</b>	<b>Overlap EAV</b>
Farm	76,553,535	76,100,522	EZ Value Abated	666,412	Montgomery County	2,237,593
Residential	103,754,700	103,473,855	EZ Tax Abated	\$32,509.91	<b>Total</b>	<b>2,237,593</b>
Commercial	30,700,550	22,574,730	New Property	281,345	<i>* denotes use of estimated EAV</i>	
Industrial	8,034,173	7,965,079	TIF Increment	8,262,360		
Mineral	90,503	90,503				
State Railroad	7,001,678	7,001,678				
Local Railroad	0	0				
<b>County Total</b>	<b>226,135,139</b>	<b>217,206,367</b>				
<b>Total + Overlap</b>	<b>228,372,732</b>	<b>219,443,960</b>				

Fund/Name	Levy Request	Maximum Rate	Calc'ed Rate	Actual Rate	Certified Rate	Total Extension	Total Extension After TIF & EZ	Total Extension w/Overlaps	Percent
002 EDUCATION	5,193,971	2.30000	2.366878	2.30000	2.30000	\$5,201,108.20	\$4,995,746.44	\$5,047,211.08	47.1473
003 BONDS AND INTEREST	1,755,922	0.00000	0.800169	0.80017	0.80017	\$1,809,465.54	\$1,738,020.19	\$1,755,924.73	16.4025
004 OPERATIONS & MAINTENAN	1,129,124	0.50000	0.514539	0.50000	0.50000	\$1,130,675.70	\$1,086,031.84	\$1,097,219.80	10.2494
005 I. M. R. F.	382,013	0.00000	0.174082	0.17409	0.17409	\$393,678.66	\$378,134.56	\$382,029.99	3.5686
030 TRANSPORTATION SYSTEM	451,650	0.20000	0.205816	0.20000	0.20000	\$452,270.28	\$434,412.73	\$438,887.92	4.0997
031 WORKING CASH	112,912	0.05000	0.051454	0.05000	0.05000	\$113,067.57	\$108,603.18	\$109,721.98	1.0249
032 FIRE PREV/SFTY/ENERGY	112,912	0.05000	0.051454	0.05000	0.05000	\$113,067.57	\$108,603.18	\$109,721.98	1.0249
033 SPECIAL EDUCATION	90,330	0.04000	0.041163	0.04000	0.04000	\$90,454.06	\$86,882.55	\$87,777.58	0.8199
035 TORT JUDGMENTS, LIABILIT	1,100,000	0.00000	0.501267	0.50127	0.50127	\$1,133,547.61	\$1,088,790.36	\$1,100,006.74	10.2754
047 SOCIAL SECURITY	467,006	0.00000	0.212813	0.21282	0.21282	\$481,260.80	\$462,258.59	\$467,020.64	4.3625
057 LEASE/PURCHASE/RENT	112,912	0.05000	0.051454	0.05000	0.05000	\$113,067.57	\$108,603.18	\$109,721.98	1.0249
<b>Totals</b>	<b>10,908,752</b>		<b>4.971089</b>	<b>4.87835</b>	<b>4.87835</b>	<b>\$11,031,663.56</b>	<b>\$10,596,086.80</b>	<b>\$10,705,244.42</b>	<b>100.0000</b>

Given under my hand and the official seal of my office this 4th day of October, 2023

  
 \_\_\_\_\_  
 Meg A. Sybert, Bond County Clerk

# FINAL Tax Computation Report Bond County

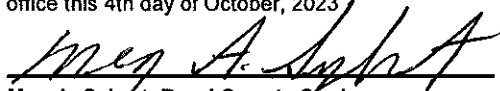
Taxing District UM01 - MULBERRY GR 1

Equalization Factor 0.941800

Property Type	Total EAV	Rate Setting EAV	Other Values	Overlapping County	Overlap EAV
Farm	26,099,301	26,085,472	EZ Value Abated	Fayette County	*3,535,813
Residential	11,539,168	11,539,168	EZ Tax Abated	Total	3,535,813
Commercial	2,162,335	2,162,335	New Property	<i>* denotes use of estimated EAV</i>	
Industrial	0	0	TIF Increment		
Mineral	14,135	14,135			
State Railroad	3,461,954	3,461,954			
Local Railroad	0	0			
<b>County Total</b>	<b>43,276,893</b>	<b>43,263,064</b>			
<b>Total + Overlap</b>	<b>46,812,706</b>	<b>46,798,877</b>			

Fund/Name	Levy Request	Maximum Rate	Calc'ed Rate	Actual Rate	Certified Rate	Total Extension	Total Extension After TIF & EZ	Total Extension w/Overlaps	Percent
002 EDUCATION	882,983	1.84000	1.886761	1.84000	1.84000	\$796,294.83	\$796,040.38	\$861,099.34	41.0091
003 BONDS AND INTEREST	435,906	0.00000	0.931445	0.93145	0.93145	\$403,102.62	\$402,973.81	\$435,908.14	20.7597
004 OPERATIONS & MAINTENAN	223,145	0.46500	0.476817	0.46500	0.46500	\$201,237.55	\$201,173.25	\$217,614.78	10.3637
005 I. M. R. F.	64,816	0.00000	0.138499	0.13850	0.13850	\$59,938.50	\$59,919.34	\$64,816.44	3.0868
030 TRANSPORTATION SYSTEM	95,976	0.20000	0.205082	0.20000	0.20000	\$86,553.79	\$86,526.13	\$93,597.75	4.4575
031 WORKING CASH	23,994	0.05000	0.051271	0.05000	0.05000	\$21,638.45	\$21,631.53	\$23,399.44	1.1144
032 FIRE PREV/SFTY/ENERGY	23,994	0.05000	0.051271	0.05000	0.05000	\$21,638.45	\$21,631.53	\$23,399.44	1.1144
033 SPECIAL EDUCATION	19,195	0.04000	0.041016	0.04000	0.04000	\$17,310.76	\$17,305.23	\$18,719.55	0.8915
035 TORT JUDGMENTS, LIABILIT	273,006	0.00000	0.583360	0.58336	0.58336	\$252,460.08	\$252,379.41	\$273,005.93	13.0017
047 SOCIAL SECURITY	64,816	0.00000	0.138499	0.13850	0.13850	\$59,938.50	\$59,919.34	\$64,816.44	3.0868
057 LEASE/PURCHASE/RENT	23,994	0.05000	0.051271	0.05000	0.05000	\$21,638.45	\$21,631.53	\$23,399.44	1.1144
<b>Totals</b>	<b>2,131,825</b>		<b>4.555292</b>	<b>4.48681</b>	<b>4.48681</b>	<b>\$1,941,751.98</b>	<b>\$1,941,131.48</b>	<b>\$2,099,776.69</b>	<b>100.0000</b>

Given under my hand and the official seal of my office this 4th day of October, 2023

  
 \_\_\_\_\_  
 Meg A. Sybert, Bond County Clerk

# FINAL Tax Computation Report Bond County

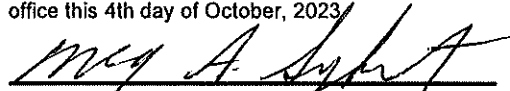
Taxing District UC01 - CARLYLE COMM 1

Equalization Factor 0.941800

Property Type	Total EAV	Rate Setting EAV	Other Values	Overlapping County	Overlap EAV
Farm	3,453,893	3,453,893	EZ Value Abated	Clinton County	179,101,992
Residential	1,849,596	1,849,596	EZ Tax Abated	<b>Total</b>	<b>179,101,992</b>
Commercial	313,327	313,327	New Property	<i>* denotes use of estimated EAV</i>	
Industrial	0	0	TIF Increment		
Mineral	500	500			
State Railroad	562,625	562,625			
Local Railroad	0	0			
<b>County Total</b>	<b>6,179,941</b>	<b>6,179,941</b>			
<b>Total + Overlap</b>	<b>185,281,933</b>	<b>185,281,933</b>			

Fund/Name	Levy Request	Maximum Rate	Calc'ed Rate	Actual Rate	Certified Rate	Total Extension	Total Extension After TIF & EZ	Total Extension w/Overlaps	Percent
002 EDUCATION	3,494,419	1.84000	1.886001	1.84000	1.84000	\$113,710.91	\$113,710.91	\$3,409,187.57	48.4677
003 BONDS AND INTEREST	622,488	0.00000	0.335968	0.33597	0.33597	\$20,762.75	\$20,762.75	\$622,491.71	8.8498
004 OPERATIONS & MAINTENAN	949,570	0.50000	0.512500	0.50000	0.50000	\$30,899.71	\$30,899.71	\$926,409.67	13.1706
005 I. M. R. F.	190,000	0.00000	0.102546	0.10255	0.10255	\$6,337.53	\$6,337.53	\$190,006.62	2.7013
030 TRANSPORTATION SYSTEM	379,828	0.20000	0.205000	0.20000	0.20000	\$12,359.88	\$12,359.88	\$370,563.87	5.2682
031 WORKING CASH	94,957	0.05000	0.051250	0.05000	0.05000	\$3,089.97	\$3,089.97	\$92,640.97	1.3171
032 FIRE PREV/SFTY/ENERGY	94,957	0.05000	0.051250	0.05000	0.05000	\$3,089.97	\$3,089.97	\$92,640.97	1.3171
033 SPECIAL EDUCATION	75,966	0.04000	0.041000	0.04000	0.04000	\$2,471.98	\$2,471.98	\$74,112.77	1.0536
035 TORT JUDGMENTS, LIABILIT	943,222	0.00000	0.509074	0.50908	0.50908	\$31,460.84	\$31,460.84	\$943,233.26	13.4098
047 SOCIAL SECURITY	220,000	0.00000	0.118738	0.11874	0.11874	\$7,338.06	\$7,338.06	\$220,003.77	3.1277
057 LEASE/PURCHASE/RENT	94,957	0.05000	0.051250	0.05000	0.05000	\$3,089.97	\$3,089.97	\$92,640.97	1.3171
<b>Totals</b>	<b>7,160,364</b>		<b>3.864677</b>	<b>3.79634</b>	<b>3.79634</b>	<b>\$234,611.57</b>	<b>\$234,611.57</b>	<b>\$7,033,932.15</b>	<b>100.0000</b>

Given under my hand and the official seal of my office this 4th day of October, 2023.

  
 \_\_\_\_\_  
 Meg A. Sybert, Bond County Clerk

# FINAL Tax Computation Report Bond County


Property Type	Total EAV	Rate Setting EAV
Farm	5,220,518	5,220,518
Residential	2,159,564	2,159,564
Commercial	0	0
Industrial	0	0
Mineral	4,831	4,831
State Railroad	214,146	214,146
Local Railroad	0	0
<b>County Total</b>	<b>7,599,059</b>	<b>7,599,059</b>
<b>Total + Overlap</b>	<b>185,698,852</b>	<b>185,698,852</b>

Equalization Factor 0.941800

Other Values	Overlapping County	Overlap EAV
EZ Value Abated	Montgomery County	178,099,793
EZ Tax Abated	<b>Total</b>	<b>178,099,793</b>
New Property	<i>* denotes use of estimated EAV</i>	
TIF Increment		

Fund/Name	Levy Request	Maximum Rate	Calc'ed Rate	Actual Rate	Certified Rate	Total Extension	Total Extension After TIF & EZ	Total Extension w/Overlaps	Percent
002 EDUCATION	4,419,035	2.40000	2.379678	2.37968	2.37968	\$180,833.29	\$180,833.29	\$4,419,038.44	49.4513
003 BONDS AND INTEREST	1,313,313	0.00000	0.707227	0.70723	0.70723	\$53,742.82	\$53,742.82	\$1,313,317.99	14.6967
004 OPERATIONS & MAINTENAN	920,632	0.50000	0.495766	0.49577	0.49577	\$37,673.85	\$37,673.85	\$920,639.20	10.3024
005 I. M. R. F.	490,000	0.00000	0.263868	0.26387	0.26387	\$20,051.64	\$20,051.64	\$490,003.56	5.4834
030 TRANSPORTATION SYSTEM	368,253	0.20000	0.198307	0.19831	0.19831	\$15,069.69	\$15,069.69	\$368,259.39	4.1210
031 WORKING CASH	92,063	0.05000	0.049577	0.04958	0.04958	\$3,767.61	\$3,767.61	\$92,069.49	1.0303
032 FIRE PREV/SFTY/ENERGY	92,063	0.05000	0.049577	0.04958	0.04958	\$3,767.61	\$3,767.61	\$92,069.49	1.0303
033 SPECIAL EDUCATION	73,651	0.04000	0.039662	0.03967	0.03967	\$3,014.55	\$3,014.55	\$73,666.73	0.8244
035 TORT JUDGMENTS, LIABILIT	700,000	0.00000	0.376954	0.37696	0.37696	\$28,645.41	\$28,645.41	\$700,010.39	7.8335
047 SOCIAL SECURITY	375,000	0.00000	0.201940	0.20194	0.20194	\$15,345.54	\$15,345.54	\$375,000.26	4.1964
057 LEASE/PURCHASE/RENT	92,063	0.05000	0.049577	0.04958	0.04958	\$3,767.61	\$3,767.61	\$92,069.49	1.0303
200 BOND DEFICIT	0	0.00000	0.000000	0.00000	0.00000	\$0.00	\$0.00	\$0.00	0.0000
<b>Totals</b>	<b>8,936,073</b>		<b>4.812133</b>	<b>4.81217</b>	<b>4.81217</b>	<b>\$365,679.62</b>	<b>\$365,679.62</b>	<b>\$8,936,144.43</b>	<b>100.0000</b>

Given under my hand and the official seal of my office this 4th day of October, 2023

  
 Meg A. Sybert, Bond County Clerk

# FINAL Tax Computation Report Bond County


Taxing District UH05 - HIGHLAND UNIT 5

Equalization Factor 0.941800

Property Type	Total EAV	Rate Setting EAV	Other Values	Overlapping County	Overlap EAV
Farm	9,463,018	9,463,018	EZ Value Abated	Madison County	468,626,087
Residential	8,409,425	8,409,425	EZ Tax Abated	Montgomery County	247,698
Commercial	751,630	751,630	New Property	<b>Total</b>	<b>468,873,785</b>
Industrial	536	536	TIF Increment	<i>* denotes use of estimated EAV</i>	
Mineral	300	300			
State Railroad	242,153	242,153			
Local Railroad	0	0			
<b>County Total</b>	<b>18,867,062</b>	<b>18,867,062</b>			
<b>Total + Overlap</b>	<b>487,740,847</b>	<b>487,740,847</b>			

Fund/Name	Levy Request	Maximum Rate	Calc'ed Rate	Actual Rate	Certified Rate	Total Extension	Total Extension After TIF & EZ	Total Extension w/Overlaps	Percent
002 EDUCATION	11,450,000	2.35000	2.347558	2.34756	2.34756	\$442,915.60	\$442,915.60	\$11,450,009.03	52.0495
003 BONDS AND INTEREST	3,976,965	0.00000	0.815385	0.81539	0.81539	\$153,840.14	\$153,840.14	\$3,976,990.09	18.0786
003A BONDS & INT 2006 BOND	0	0.00000	0.000000	0.00000	0.00000	\$0.00	\$0.00	\$0.00	0.0000
004 OPERATIONS & MAINTENAN	2,448,000	0.50000	0.501906	0.50000	0.50000	\$94,335.31	\$94,335.31	\$2,438,704.24	11.0859
005 I. M. R. F.	400,000	0.00000	0.082011	0.08202	0.08202	\$15,474.76	\$15,474.76	\$400,045.04	1.8185
030 TRANSPORTATION SYSTEM	975,000	0.20000	0.199901	0.19991	0.19991	\$37,717.14	\$37,717.14	\$975,042.73	4.4323
031 WORKING CASH	243,000	0.05000	0.049822	0.04983	0.04983	\$9,401.46	\$9,401.46	\$243,041.26	1.1048
032 FIRE PREV/SFTY/ENERGY	243,000	0.05000	0.049822	0.04983	0.04983	\$9,401.46	\$9,401.46	\$243,041.26	1.1048
033 SPECIAL EDUCATION	194,700	0.04000	0.039919	0.03992	0.03992	\$7,531.73	\$7,531.73	\$194,706.15	0.8851
035 TORT JUDGMENTS, LIABILIT	1,570,552	0.00000	0.322005	0.32201	0.32201	\$60,753.83	\$60,753.83	\$1,570,574.30	7.1395
047 SOCIAL SECURITY	263,000	0.00000	0.053922	0.05393	0.05393	\$10,175.01	\$10,175.01	\$263,038.64	1.1957
057 LEASE/PURCHASE/RENT	243,100	0.05000	0.049842	0.04985	0.04985	\$9,405.23	\$9,405.23	\$243,138.81	1.1053
<b>Totals</b>	<b>22,007,317</b>		<b>4.512093</b>	<b>4.51025</b>	<b>4.51025</b>	<b>\$850,951.67</b>	<b>\$850,951.67</b>	<b>\$21,998,331.55</b>	<b>100.0000</b>

Given under my hand and the official seal of my office this 4th day of October, 2023.

  
 \_\_\_\_\_  
 Meg A. Sybert, Bond County Clerk

# FINAL Tax Computation Report Bond County

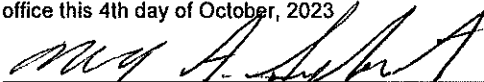
Taxing District DO12 - ELEMENTARY DIST 12

Equalization Factor 0.941800

Property Type	Total EAV	Rate Setting EAV	Other Values		Overlapping County	Overlap EAV
Farm	1,241,012	1,241,012	EZ Value Abated	0	Clinton County	177,128,435
Residential	1,199,277	1,199,277	EZ Tax Abated	\$0.00	<b>Total</b>	<b>177,128,435</b>
Commercial	0	0	New Property	61,907	<i>* denotes use of estimated EAV</i>	
Industrial	0	0	TIF Increment	0		
Mineral	0	0				
State Railroad	0	0				
Local Railroad	0	0				
<b>County Total</b>	<b>2,440,289</b>	<b>2,440,289</b>				
<b>Total + Overlap</b>	<b>179,568,724</b>	<b>179,568,724</b>				

Fund/Name	Levy Request	Maximum Rate	Calc'ed Rate	Actual Rate	Certified Rate	Total Extension	Total Extension After TIF & EZ	Total Extension w/Overlaps	Percent
002 EDUCATION	1,726,562	0.92000	0.961505	0.92000	0.92000	\$22,450.66	\$22,450.66	\$1,652,032.26	37.0321
003 BONDS AND INTEREST	942,944	0.00000	0.525116	0.52512	0.52512	\$12,814.45	\$12,814.45	\$942,951.28	21.1372
004 OPERATIONS & MAINTENAN	469,175	0.25000	0.261279	0.25000	0.25000	\$6,100.72	\$6,100.72	\$448,921.81	10.0630
005 I. M. R. F.	121,346	0.00000	0.067576	0.06758	0.06758	\$1,649.15	\$1,649.15	\$121,352.54	2.7202
030 TRANSPORTATION SYSTEM	225,204	0.12000	0.125414	0.12000	0.12000	\$2,928.35	\$2,928.35	\$215,482.47	4.8303
031 WORKING CASH	93,835	0.05000	0.052256	0.05000	0.05000	\$1,220.14	\$1,220.14	\$89,784.36	2.0126
032 FIRE PREV/SFTY/ENERGY	93,835	0.05000	0.052256	0.05000	0.05000	\$1,220.14	\$1,220.14	\$89,784.36	2.0126
033 SPECIAL EDUCATION	37,534	0.02000	0.020902	0.02000	0.02000	\$488.06	\$488.06	\$35,913.74	0.8050
035 TORT JUDGMENTS, LIABILIT	653,722	0.00000	0.364051	0.36406	0.36406	\$8,884.12	\$8,884.12	\$653,737.90	14.6542
047 SOCIAL SECURITY	121,346	0.00000	0.067576	0.06758	0.06758	\$1,649.15	\$1,649.15	\$121,352.54	2.7202
057 LEASE/PURCHASE/RENT	93,835	0.05000	0.052256	0.05000	0.05000	\$1,220.14	\$1,220.14	\$89,784.36	2.0126
<b>Totals</b>	<b>4,579,338</b>		<b>2.550187</b>	<b>2.48434</b>	<b>2.48434</b>	<b>\$60,625.08</b>	<b>\$60,625.08</b>	<b>\$4,461,097.62</b>	<b>100.0000</b>

Given under my hand and the official seal of my office this 4th day of October, 2023


---

 Meg A. Sybert, Bond County Clerk

# FINAL Tax Computation Report Bond County


Taxing District HO71 - CENTRAL HS DIST 71

Equalization Factor 0.941800

Property Type	Total EAV	Rate Setting EAV	Other Values	Overlapping County	Overlap EAV
Farm	1,241,012	1,241,012	EZ Value Abated	Clinton County	425,673,679
Residential	1,199,277	1,199,277	EZ Tax Abated	Madison County	1,313,810
Commercial	0	0	New Property	<b>Total</b>	<b>426,987,489</b>
Industrial	0	0	TiF Increment	<i>* denotes use of estimated EAV</i>	
Mineral	0	0			
State Railroad	0	0			
Local Railroad	0	0			
<b>County Total</b>	<b>2,440,289</b>	<b>2,440,289</b>			
<b>Total + Overlap</b>	<b>429,427,778</b>	<b>429,427,778</b>			

Fund/Name	Levy Request	Maximum Rate	Calc'ed Rate	Actual Rate	Certified Rate	Total Extension	Total Extension After TIF & EZ	Total Extension w/Overlaps	Percent
002 EDUCATION	4,178,750	0.92000	0.973097	0.92000	0.92000	\$22,450.66	\$22,450.66	\$3,950,735.56	49.8803
003 BONDS AND INTEREST	650,701	0.00000	0.151528	0.15153	0.15153	\$3,697.77	\$3,697.77	\$650,711.91	8.2156
004 OPERATIONS & MAINTENAN	1,135,530	0.25000	0.264429	0.25000	0.25000	\$6,100.72	\$6,100.72	\$1,073,569.45	13.5545
005 I. M. R. F.	65,000	0.00000	0.015136	0.01514	0.01514	\$369.46	\$369.46	\$65,015.37	0.8209
030 TRANSPORTATION SYSTEM	545,054	0.12000	0.126926	0.12000	0.12000	\$2,928.35	\$2,928.35	\$515,313.33	6.5062
031 WORKING CASH	227,106	0.05000	0.052886	0.05000	0.05000	\$1,220.14	\$1,220.14	\$214,713.89	2.7109
032 FIRE PREV/SFTY/ENERGY	227,106	0.05000	0.052886	0.05000	0.05000	\$1,220.14	\$1,220.14	\$214,713.89	2.7109
033 SPECIAL EDUCATION	90,842	0.02000	0.021154	0.02000	0.02000	\$488.06	\$488.06	\$85,885.56	1.0844
035 TORT JUDGMENTS, LIABILIT	850,000	0.00000	0.197938	0.19794	0.19794	\$4,830.31	\$4,830.31	\$850,009.34	10.7319
047 SOCIAL SECURITY	85,000	0.00000	0.019794	0.01980	0.01980	\$483.18	\$483.18	\$85,026.70	1.0735
057 LEASE/PURCHASE/RENT	227,106	0.05000	0.052886	0.05000	0.05000	\$1,220.14	\$1,220.14	\$214,713.89	2.7109
<b>Totals</b>	<b>8,282,195</b>		<b>1.928660</b>	<b>1.84441</b>	<b>1.84441</b>	<b>\$45,008.93</b>	<b>\$45,008.93</b>	<b>\$7,920,408.89</b>	<b>100.0000</b>

Given under my hand and the official seal of my office this 4th day of October, 2023

  
 \_\_\_\_\_  
 Meg A. Sybert, Bond County Clerk