

FINAL Tax Computation Report Bond County

Taxing District J501 - KASKASKIA COMM 501

Equalization Factor 1.000000

Property Type	Total EAV	Rate Setting EAV
Farm	139,834,426	139,086,891
Residential	149,321,358	148,831,282
Commercial	39,190,652	29,394,389
Industrial	8,861,390	8,691,256
Mineral	104,726	104,726
State Railroad	11,510,405	11,510,405
Local Railroad	0	0
County Total	348,822,957	337,618,949
Total + Overlap	2,608,915,891	2,597,711,883

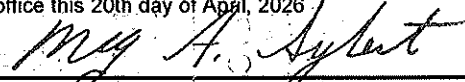
Other Values	
EZ Value Abated	115,126
EZ Tax Abated	\$608.60
New Property	3,296,020
TIF Increment	11,088,882

Overlapping County	Overlap EAV
Clinton County	*996,096,015
Fayette County	*184,821,471
Jefferson County	*35,986,507
Madison County	*1,553,590
Marion County	*696,568,437
Montgomery County	*6,372,231
St Clair County	118,197
Washington County	*338,576,486
Total	2,260,092,934

* denotes use of estimated EAV

Fund/Name	Levy Request	Maximum Rate	Calc'ed Rate	Actual Rate	Certified Rate	Total Extension	Total Extension After TIF & EZ	Total Extension w/Overlaps	Percent
002 EDUCATION	4,977,471	0.17500	0.191610	0.17500	0.17500	\$610,440.17	\$590,833.16	\$4,545,995.80	33.1039
003 BONDS AND INTEREST	2,833,400	0.00000	0.109073	0.10908	0.10908	\$380,496.08	\$368,274.75	\$2,833,584.12	20.6341
027 AUDIT	90,000	0.00500	0.003465	0.00347	0.00347	\$12,104.16	\$11,715.38	\$90,140.60	0.6564
035 TORT JUDGMENTS, LIABILIT	2,158,000	0.00000	0.083073	0.08308	0.08308	\$289,802.11	\$280,493.82	\$2,158,179.03	15.7158
047 SOCIAL SECURITY	232,000	0.00000	0.008931	0.00894	0.00894	\$31,184.77	\$30,183.13	\$232,235.44	1.6911
109 PRIOR YEAR ADJUSTMENT	0	0.00000	-0.003930	-0.00393	-0.00393	(\$13,708.74)	(\$13,268.42)	(\$13,268.42)	-0.7434
136 OPERATIONS & MAINTENAN	2,149,362	0.07500	0.082741	0.07500	0.07500	\$261,617.22	\$253,214.21	\$1,948,283.91	14.1873
141 HLTH/SFTY/HANDICAP ACCE	1,442,335	0.05000	0.055523	0.05000	0.05000	\$174,411.48	\$168,809.47	\$1,298,855.94	9.4582
149 STATEWIDE AVERAGE ADDI	791,870	0.02800	0.030483	0.02800	0.02800	\$97,670.43	\$94,533.31	\$727,359.33	5.2966
Totals	14,674,438		0.560969	0.52864	0.52864	\$1,844,017.68	\$1,784,788.81	\$13,821,365.75	100.0000

Given under my hand and the official seal of my office this 20th day of April, 2026



Meg A. Sybert, Bond County Clerk

Meg A. Sybert, Bond County Clerk

FINAL Tax Computation Report Bond County

Taxing District J522 - SW IL COLLEGE 522

Equalization Factor 1.000000

Property Type	Total EAV	Rate Setting EAV
Farm	11,629,366	11,629,366
Residential	9,908,287	9,908,287
Commercial	1,410,967	1,410,967
Industrial	458	458
Mineral	300	300
State Railroad	347,060	347,060
Local Railroad	0	0
County Total	23,296,438	23,296,438
Total + Overlap	10,845,431,576	10,845,431,576

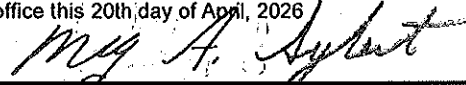
Other Values	
EZ Value Abated	0
EZ Tax Abated	\$0.00
New Property	112,934
TIF Increment	0

Overlapping County	Overlap EAV
Madison County	*3,278,331,869
Monroe County	*1,338,160,637
Montgomery County	*314,408
Perry County	*3,725,557
Randolph County	*601,607,669
St Clair County	5,517,445,448
Washington County	*82,549,550
Total	10,822,135,138

** denotes use of estimated EAV*

Fund/Name	Levy Request	Maximum Rate	Calc'ed Rate	Actual Rate	Certified Rate	Total Extension	Total Extension After TIF & EZ	Total Extension w/Overlaps	Percent
002 EDUCATION	14,891,187	0.13200	0.137304	0.13200	0.13200	\$30,751.30	\$30,751.30	\$14,315,969.68	35.3348
003 BONDS AND INTEREST	7,528,987	0.00000	0.069421	0.06943	0.06943	\$16,174.72	\$16,174.72	\$7,529,983.14	18.5855
027 AUDIT	112,812	0.00500	0.001040	0.00104	0.00104	\$242.28	\$242.28	\$112,792.49	0.2784
035 TORT JUDGMENTS, LIABILIT	2,350,800	0.00000	0.021676	0.02168	0.02168	\$5,050.67	\$5,050.67	\$2,351,289.57	5.8035
047 SOCIAL SECURITY	650,000	0.00000	0.005993	0.00600	0.00600	\$1,397.79	\$1,397.79	\$650,725.89	1.6061
109 PRIOR YEAR ADJUSTMENT	0	0.00000	-0.015070	-0.01507	-0.01507	(\$3,510.77)	(\$3,510.77)	(\$3,510.77)	-4.0340
136 OPERATIONS & MAINTENAN	3,158,737	0.02800	0.029125	0.02800	0.02800	\$6,523.00	\$6,523.00	\$3,036,720.84	7.4952
141 HLTH/SFTY/HANDICAP ACCE	1,353,744	0.05000	0.012482	0.01249	0.01249	\$2,909.73	\$2,909.73	\$1,354,594.40	3.3434
149 STATEWIDE AVERAGE ADDI	13,311,819	0.11800	0.122741	0.11800	0.11800	\$27,489.80	\$27,489.80	\$12,797,609.26	31.5871
Totals	43,358,086		0.384712	0.37357	0.37357	\$87,028.52	\$87,028.52	\$42,146,174.50	100.0000

Given under my hand and the official seal of my office this 20th day of April, 2026


Meg A. Sybert, Bond County Clerk

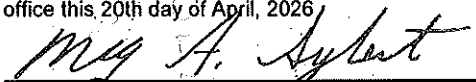
FINAL Tax Computation Report Bond County

Taxing District J526 - LINCOLN COMM 526			Equalization Factor 1.000000			
Property Type	Total EAV	Rate Setting EAV	Other Values		Overlapping County	Overlap EAV
Farm	6,869,866	6,869,866	EZ Value Abated	0	Cass County	*270,180,573
Residential	2,629,641	2,629,641	EZ Tax Abated	\$0.00	Christian County	603,535,545
Commercial	0	0	New Property	72,381	DeWitt County	*1,202,557
Industrial	0	0	TIF Increment	0	Fayette County	*273,067
Mineral	4,831	4,831			Greene County	83,373
State Railroad	164,749	164,749			Logan County	277,765,258
Local Railroad	0	0			Macon County	*779,301
County Total	9,669,087	9,669,087			Macoupin County	*296,451,575
Total + Overlap	9,421,840,164	9,421,840,164			Mason County	169,107,393
					Menard County	*383,539,097
					Montgomery County	*620,047,676
					Morgan County	*857,248,592
					Sangamon County	5,834,115,044
					Scott County	*97,842,026
					Total	9,412,171,077

** denotes use of estimated EAV*

Fund/Name	Levy Request	Maximum Rate	Calc'ed Rate	Actual Rate	Certified Rate	Total Extension	Total Extension After TIF & EZ	Total Extension w/Overlaps	Percent
002 EDUCATION	24,882,098	0.27000	0.264090	0.26409	0.26409	\$25,535.09	\$25,535.09	\$24,882,137.69	58.1939
003 BONDS AND INTEREST	2,717,850	0.00000	0.028846	0.02885	0.02885	\$2,789.53	\$2,789.53	\$2,718,200.89	6.3573
027 AUDIT	80,000	0.00500	0.000849	0.00085	0.00085	\$82.19	\$82.19	\$80,085.64	0.1873
035 TORT JUDGMENTS, LIABILIT	6,290,000	0.00000	0.066760	0.06676	0.06676	\$6,455.08	\$6,455.08	\$6,290,020.49	14.7110
047 SOCIAL SECURITY	610,000	0.00000	0.006474	0.00648	0.00648	\$626.56	\$626.56	\$610,535.24	1.4279
109 PRIOR YEAR ADJUSTMENT	0	0.00000	-0.002920	-0.00292	-0.00292	(\$282.34)	(\$282.34)	(\$282.34)	-0.6434
136 OPERATIONS & MAINTENAN	6,450,914	0.07000	0.068468	0.06847	0.06847	\$6,620.42	\$6,620.42	\$6,451,133.96	15.0878
141 HLTH/SFTY/HANDICAP ACCE	2,000,000	0.05000	0.021227	0.02123	0.02123	\$2,052.75	\$2,052.75	\$2,000,256.67	4.6782
Totals	43,030,862		0.453794	0.45381	0.45381	\$43,879.28	\$43,879.28	\$43,032,088.24	100.0000

Given under my hand and the official seal of my office this 20th day of April, 2026



Meg A. Sybert, Bond County Clerk