

# FINAL Tax Computation Report Bond County

Taxing District CT03 - BOND COUNTY

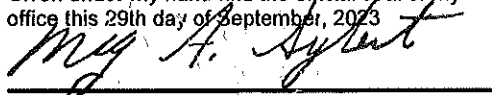
Equalization Factor 0.941800

Property Type	Total EAV	Rate Setting EAV
Farm	122,031,277	121,564,435
Residential	128,911,730	128,630,885
Commercial	33,927,842	25,802,022
Industrial	8,034,709	7,965,615
Mineral	110,269	110,269
State Railroad	11,482,556	11,482,556
Local Railroad	0	0
<b>County Total</b>	<b>304,498,383</b>	<b>295,555,782</b>
<b>Total + Overlap</b>	<b>304,498,383</b>	<b>295,555,782</b>

Other Values	
EZ Value Abated	666,412
EZ Tax Abated	\$7,182.12
New Property	582,141
TIF Increment	8,276,189

Fund/Name	Levy Request	Maximum Rate	Calc'ed Rate	Actual Rate	Certified Rate	Total Extension	Total Extension After TIF & EZ	Total Extension w/Overlaps	Percent
001 CORPORATE	1,070,000	0.37000	0.362030	0.36203	0.36203	\$1,102,375.50	\$1,070,000.60	\$1,070,000.60	33.5919
005 I. M. R. F.	388,000	0.00000	0.131278	0.13128	0.13128	\$399,745.48	\$388,005.63	\$388,005.63	12.1812
006 COUNTY HIGHWAY	242,500	0.10000	0.082049	0.08205	0.08205	\$249,840.92	\$242,503.52	\$242,503.52	7.6132
008 BRIDGE CONST W/ COUNTY	121,250	0.05000	0.041024	0.04103	0.04103	\$124,935.69	\$121,266.54	\$121,266.54	3.8071
020 T.B. SANITARIUM	0	0.07500	0.000000	0.00000	0.00000	\$0.00	\$0.00	\$0.00	0.0000
021 FEDERAL AID MATCHING	121,250	0.05000	0.041024	0.04103	0.04103	\$124,935.69	\$121,266.54	\$121,266.54	3.8071
022 COUNTY HEALTH DEPARTM	290,000	0.17500	0.098120	0.09813	0.09813	\$298,804.26	\$290,028.89	\$290,028.89	9.1052
035 TORT JUDGMENTS, LIABILIT	300,000	0.00000	0.101504	0.10151	0.10151	\$309,096.31	\$300,018.67	\$300,018.67	9.4189
047 SOCIAL SECURITY	422,000	0.00000	0.142782	0.14279	0.14279	\$434,793.24	\$422,024.10	\$422,024.10	13.2491
060 UNEMPLOYMENT INSURANC	30,000	0.00000	0.010150	0.01016	0.01016	\$30,937.04	\$30,028.47	\$30,028.47	0.9427
105 PUBLIC BLDG COMMISSION	90,000	0.00000	0.030451	0.03046	0.03046	\$92,750.21	\$90,026.29	\$90,026.29	2.8263
128 FAYCO	110,120	0.04000	0.037259	0.03726	0.03726	\$113,456.10	\$110,124.08	\$110,124.08	3.4573
200 BOND DEFICIT	0	0.00000	0.000000	0.00000	0.00000	\$0.00	\$0.00	\$0.00	0.0000
<b>Totals</b>	<b>3,185,120</b>		<b>1.077671</b>	<b>1.07773</b>	<b>1.07773</b>	<b>\$3,281,670.44</b>	<b>\$3,185,293.33</b>	<b>\$3,185,293.33</b>	<b>100.0000</b>

Given under my hand and the official seal of my office this 29th day of September, 2023



Meg A. Sybert, Bond County Clerk

# FINAL Tax Computation Report Bond County

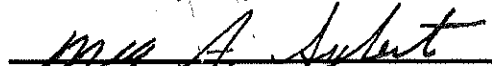
Taxing District CCSC - CO SENIOR CITIZENS

Equalization Factor 0.941800

Property Type	Total EAV	Rate Setting EAV	Other Values	
Farm	122,031,277	121,564,435	EZ Value Abated	666,412
Residential	128,911,730	128,630,885	EZ Tax Abated	\$144.81
Commercial	33,927,842	25,802,022	New Property	582,141
Industrial	8,034,709	7,965,615	TIF Increment	8,276,189
Mineral	110,269	110,269		
State Railroad	11,482,556	11,482,556		
Local Railroad	0	0		
<b>County Total</b>	<b>304,498,383</b>	<b>295,555,782</b>		
<b>Total + Overlap</b>	<b>304,498,383</b>	<b>295,555,782</b>		

Fund/Name	Levy Request	Maximum Rate	Calc'ed Rate	Actual Rate	Certified Rate	Total Extension	Total Extension After TIF & EZ	Total Extension w/Overlaps	Percent
001 CORPORATE	64,200	0.02500	0.021722	0.02173	0.02173	\$66,167.50	\$64,224.27	\$64,224.27	100.0000
<b>Totals</b>	<b>64,200</b>		<b>0.021722</b>	<b>0.02173</b>	<b>0.02173</b>	<b>\$66,167.50</b>	<b>\$64,224.27</b>	<b>\$64,224.27</b>	<b>100.0000</b>

Given under my hand and the official seal of my office this 29th day of September, 2023

  
 \_\_\_\_\_  
 Meg A. Sybert, Bond County Clerk

## FINAL Tax Computation Report Bond County

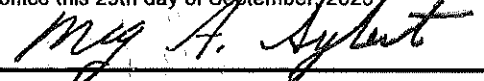
Taxing District CEXT - CO EXTENSION SERVICE

Equalization Factor 0.941800

Property Type	Total EAV	Rate Setting EAV	Other Values	
Farm	122,031,277	121,564,435	EZ Value Abated	666,412
Residential	128,911,730	128,630,885	EZ Tax Abated	\$208.59
Commercial	33,927,842	25,802,022	New Property	582,141
Industrial	8,034,709	7,965,615	TIF Increment	8,276,189
Mineral	110,269	110,269		
State Railroad	11,482,556	11,482,556		
Local Railroad	0	0		
<b>County Total</b>	<b>304,498,383</b>	<b>295,555,782</b>		
<b>Total + Overlap</b>	<b>304,498,383</b>	<b>295,555,782</b>		

Fund/Name	Levy Request	Maximum Rate	Calc'ed Rate	Actual Rate	Certified Rate	Total Extension	Total Extension After TIF & EZ	Total Extension w/Overlaps	Percent
001 CORPORATE	92,500	0.05000	0.031297	0.03130	0.03130	\$95,307.99	\$92,508.96	\$92,508.96	100.0000
<b>Totals</b>	<b>92,500</b>		<b>0.031297</b>	<b>0.03130</b>	<b>0.03130</b>	<b>\$95,307.99</b>	<b>\$92,508.96</b>	<b>\$92,508.96</b>	<b>100.0000</b>

Given under my hand and the official seal of my office this 29th day of September, 2023



Meg A. Sybert, Bond County Clerk

# FINAL Tax Computation Report Bond County


Taxing District **CSSD - AMBULANCE DISTRICT**

Equalization Factor 0.941800

Property Type	Total EAV	Rate Setting EAV	Other Values	
Farm	85,913,353	85,446,511	EZ Value Abated	666,412
Residential	101,274,691	100,993,846	EZ Tax Abated	\$321.41
Commercial	31,064,528	22,938,708	New Property	376,653
Industrial	8,034,173	7,965,079	TIF Increment	8,276,189
Mineral	56,399	56,399		
State Railroad	10,712,491	10,712,491		
Local Railroad	0	0		
<b>County Total</b>	<b>237,055,635</b>	<b>228,113,034</b>		
<b>Total + Overlap</b>	<b>237,055,635</b>	<b>228,113,034</b>		

Fund/Name	Levy Request	Maximum Rate	Calc'ed Rate	Actual Rate	Certified Rate	Total Extension	Total Extension After TIF & EZ	Total Extension w/Overlaps	Percent
023 SPECIAL SERVICE AREA	110,000	0.10000	0.048222	0.04823	0.04823	\$114,331.93	\$110,018.92	\$110,018.92	100.0000
<b>Totals</b>	<b>110,000</b>		<b>0.048222</b>	<b>0.04823</b>	<b>0.04823</b>	<b>\$114,331.93</b>	<b>\$110,018.92</b>	<b>\$110,018.92</b>	<b>100.0000</b>

Given under my hand and the official seal of my office this 29th day of September, 2023

  
 \_\_\_\_\_  
 Meg A. Sybert, Bond County Clerk