

# FINAL Tax Computation Report Bond County

Taxing District J501 - KASKASKIA COMM 501

Equalization Factor 0.941800

Property Type	Total EAV	Rate Setting EAV
Farm	107,347,741	106,880,899
Residential	118,342,741	118,061,896
Commercial	33,176,212	25,050,392
Industrial	8,034,173	7,965,079
Mineral	105,138	105,138
State Railroad	11,026,257	11,026,257
Local Railroad	0	0
<b>County Total</b>	<b>278,032,262</b>	<b>269,089,661</b>
<b>Total + Overlap</b>	<b>2,162,739,562</b>	<b>2,153,796,961</b>


Other Values	
EZ Value Abated	666,412
EZ Tax Abated	\$3,510.33
New Property	385,328
TIF Increment	8,276,189

Overlapping County	Overlap EAV
Clinton County	815,443,175
Fayette County	*177,841,480
Jefferson County	26,988,624
Madison County	1,313,810
Marion County	559,223,311
Montgomery County	5,526,126
St Clair County	93,555
Washington County	298,277,219
<b>Total</b>	<b>1,884,707,300</b>

\* denotes use of estimated EAV

Fund/Name	Levy Request	Maximum Rate	Calc'ed Rate	Actual Rate	Certified Rate	Total Extension	Total Extension After TIF & EZ	Total Extension w/Overlaps	Percent
002 EDUCATION	3,477,503	0.17500	0.161459	0.16146	0.16146	\$448,910.89	\$434,472.17	\$3,477,520.57	30.6520
003 BONDS AND INTEREST	2,661,400	0.00000	0.123568	0.12357	0.12357	\$343,564.47	\$332,514.09	\$2,661,446.90	23.4589
027 AUDIT	20,000	0.00500	0.000929	0.00093	0.00093	\$2,585.70	\$2,502.53	\$20,030.31	0.1766
035 TORT JUDGMENTS, LIABILIT	1,799,500	0.00000	0.083550	0.08355	0.08355	\$232,295.95	\$224,824.41	\$1,799,497.36	15.8614
047 SOCIAL SECURITY	240,500	0.00000	0.011166	0.01117	0.01117	\$31,056.20	\$30,057.32	\$240,579.12	2.1206
136 OPERATIONS & MAINTENAN	1,490,359	0.07500	0.069197	0.06920	0.06920	\$192,398.33	\$186,210.05	\$1,490,427.50	13.1372
141 HLTH/SFTY/HANDICAP ACCE	993,573	0.05000	0.046131	0.04614	0.04614	\$128,284.09	\$124,157.97	\$993,761.92	8.7594
149 STATEWIDE AVERAGE ADDI'	661,719	0.03330	0.030723	0.03073	0.03073	\$85,439.31	\$82,691.25	\$661,861.81	5.8339
<b>Totals</b>	<b>11,344,554</b>		<b>0.526723</b>	<b>0.52675</b>	<b>0.52675</b>	<b>\$1,464,534.94</b>	<b>\$1,417,429.79</b>	<b>\$11,345,125.49</b>	<b>100.0000</b>

Given under my hand and the official seal of my office this 29th day of September, 2023

  
 \_\_\_\_\_  
 Meg A. Sybert, Bond County Clerk

# FINAL Tax Computation Report Bond County

Taxing District J522 - SW IL COLLEGE 522

Equalization Factor 0.941800

Property Type	Total EAV	Rate Setting EAV
Farm	9,463,018	9,463,018
Residential	8,409,425	8,409,425
Commercial	751,630	751,630
Industrial	536	536
Mineral	300	300
State Railroad	242,153	242,153
Local Railroad	0	0
County Total	18,867,062	18,867,062
Total + Overlap	8,455,014,214	8,455,014,214


Other Values	
EZ Value Abated	0
EZ Tax Abated	\$0.00
New Property	128,539
TIF Increment	0

Overlapping County	Overlap EAV
Madison County	2,612,865,479
Monroe County	*978,022,849
Montgomery County	247,698
Perry County	0
Randolph County	526,198,385
St Clair County	4,235,811,926
Washington County	83,000,815
<b>Total</b>	<b>8,436,147,152</b>

*\* denotes use of estimated EAV*

Fund/Name	Levy Request	Maximum Rate	Calc'ed Rate	Actual Rate	Certified Rate	Total Extension	Total Extension After TIF & EZ	Total Extension w/Overlaps	Percent
002 EDUCATION	11,013,754	0.13200	0.130263	0.13027	0.13027	\$24,578.12	\$24,578.12	\$11,014,347.02	30.8142
003 BONDS AND INTEREST	4,518,498	0.00000	0.053442	0.05345	0.05345	\$10,084.44	\$10,084.44	\$4,519,205.10	12.6431
027 AUDIT	85,000	0.00500	0.001005	0.00101	0.00101	\$190.56	\$190.56	\$85,395.64	0.2389
035 TORT JUDGMENTS, LIABILIT	3,655,000	0.00000	0.043229	0.04323	0.04323	\$8,156.23	\$8,156.23	\$3,655,102.64	10.2257
047 SOCIAL SECURITY	595,000	0.00000	0.007037	0.00704	0.00704	\$1,328.24	\$1,328.24	\$595,233.00	1.6652
136 OPERATIONS & MAINTENAN	2,336,251	0.02800	0.027632	0.02764	0.02764	\$5,214.86	\$5,214.86	\$2,336,965.93	6.5380
141 HLTH/SFTY/HANDICAP ACCE	3,250,000	0.05000	0.038439	0.03844	0.03844	\$7,252.50	\$7,252.50	\$3,250,107.46	9.0926
149 STATEWIDE AVERAGE ADDI	10,287,848	0.12330	0.121678	0.12168	0.12168	\$22,957.44	\$22,957.44	\$10,288,061.30	28.7823
<b>Totals</b>	<b>35,741,351</b>		<b>0.422725</b>	<b>0.42276</b>	<b>0.42276</b>	<b>\$79,762.39</b>	<b>\$79,762.39</b>	<b>\$35,744,418.09</b>	<b>100.0000</b>

Given under my hand and the official seal of my office this 29th day of September, 2023



Meg A. Sybert, Bond County Clerk

# FINAL Tax Computation Report Bond County

Taxing District J526 - LINCOLN COMM 526

Equalization Factor 0.941800

Property Type	Total EAV	Rate Setting EAV
Farm	5,220,518	5,220,518
Residential	2,159,564	2,159,564
Commercial	0	0
Industrial	0	0
Mineral	4,831	4,831
State Railroad	214,146	214,146
Local Railroad	0	0
County Total	7,599,059	7,599,059
<b>Total + Overlap</b>	<b>7,464,841,975</b>	<b>7,464,841,975</b>


Other Values	
EZ Value Abated	0
EZ Tax Abated	\$0.00
New Property	68,274
TIF Increment	0

Overlapping County	Overlap EAV
Cass County	204,711,986
Christian County	*475,915,882
DeWitt County	1,034,739
Fayette County	*212,638
Greene County	63,464
Logan County	236,318,445
Macon County	695,831
Macoupin County	*235,015,970
Mason County	110,815,560
Menard County	343,064,004
Montgomery County	527,266,346
Morgan County	686,670,020
Sangamon County	4,561,406,371
Scott County	74,051,660
<b>Total</b>	<b>7,457,242,916</b>

\* denotes use of estimated EAV

Fund/Name	Levy Request	Maximum Rate	Calc'ed Rate	Actual Rate	Certified Rate	Total Extension	Total Extension After TIF & EZ	Total Extension w/Overlaps	Percent
002 EDUCATION	19,695,674	0.27000	0.263846	0.26385	0.26385	\$20,050.12	\$20,050.12	\$19,695,985.55	54.5889
003 BONDS AND INTEREST	2,493,960	0.00000	0.033409	0.03341	0.03341	\$2,538.85	\$2,538.85	\$2,494,003.70	6.9123
027 AUDIT	76,550	0.00500	0.001026	0.00103	0.00103	\$78.27	\$78.27	\$76,887.87	0.2131
035 TORT JUDGMENTS, LIABILIT	6,390,000	0.00000	0.085601	0.08561	0.08561	\$6,505.55	\$6,505.55	\$6,390,651.21	17.7122
047 SOCIAL SECURITY	560,000	0.00000	0.007502	0.00751	0.00751	\$570.69	\$570.69	\$560,609.63	1.5538
136 OPERATIONS & MAINTENAN	5,106,286	0.07000	0.068405	0.06841	0.06841	\$5,198.52	\$5,198.52	\$5,106,698.40	14.1536
141 HLTH/SFTY/HANDICAP ACCE	1,755,764	0.05000	0.023520	0.02352	0.02352	\$1,787.30	\$1,787.30	\$1,755,730.83	4.8661
<b>Totals</b>	<b>36,078,234</b>		<b>0.483309</b>	<b>0.48334</b>	<b>0.48334</b>	<b>\$36,729.30</b>	<b>\$36,729.30</b>	<b>\$36,080,567.19</b>	<b>100.0000</b>

Given under my hand and the official seal of my office this 29th day of September, 2023



Meg A. Sybert, Bond County Clerk